

An aerial photograph of a city skyline, likely London, with numerous skyscrapers and buildings. The city is partially obscured by a thick layer of white clouds that fill the lower half of the frame. The sky above is a clear, bright blue with some light, wispy clouds. The overall scene is bright and clear, suggesting a sunny day.

LiB.energy

HIGH QUALITY MODULES

LiB 12.8V 24Ah

WIFI SPEC

The module specifications provided are subject to change without notice. LiB.energy reserves the right to update module characteristics at any time. Module performance may vary based on manufacturing processes and improvements. No warranties or guarantees are implied.

LiB.energy
Product Specifications

1. SCOPE

The specification describes the requirements for the Lithium-Ion rechargeable battery supplied by LiB Energy.

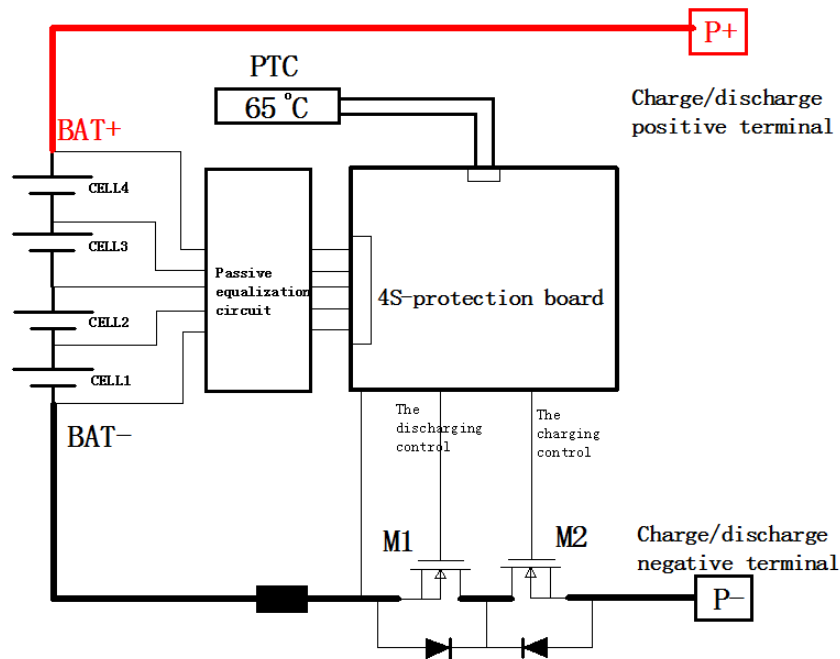
2. NORMAL PERFORMANCE

No.	ITEM	GENERAL PARAMETER	REMARK
1	Model	LiB 12.8V 24Ah WiFi	
2	Standard capacity (0.2C5A)	24Ah	
3	Minimum Capacity(0.2C5A)	22.8Ah	
4	Rated Voltage	12.8V	
5	Max Charge Voltage	14.6V	
6	Cut-off Voltage	10.8V	
	Standard charge and discharge current.	12A	
7	Maximum Continuous Charge current	80A	not allowed less than 10°C, 10-20°C 20-45°C, SOC less than 50%, not allowed if higher than 45°C
8	Max Continuous discharge current	100A	
9	Weight (Approx including case)	≈4.0Kg	
10	Impedance (Max, at 1000Hz.)	≤30mΩ	
11	Charge method (CC/CV)	Standard CC 20A	14.6 cut off
		CV 14.6	2Acut off
12	Operate Temperature	Charge	0°C~45°C
		Discharge	-20°C~60°C
		Storage	-20°C~45°C
13	Series or parallel	≤4 pieces	

LiB.energy

Product Specifications

3. Battery pack block diagram



4. TERMINAL SPECIFICATION

P-	Charge and Discharge negative	M6
P+	Charge and Discharge positive	M6

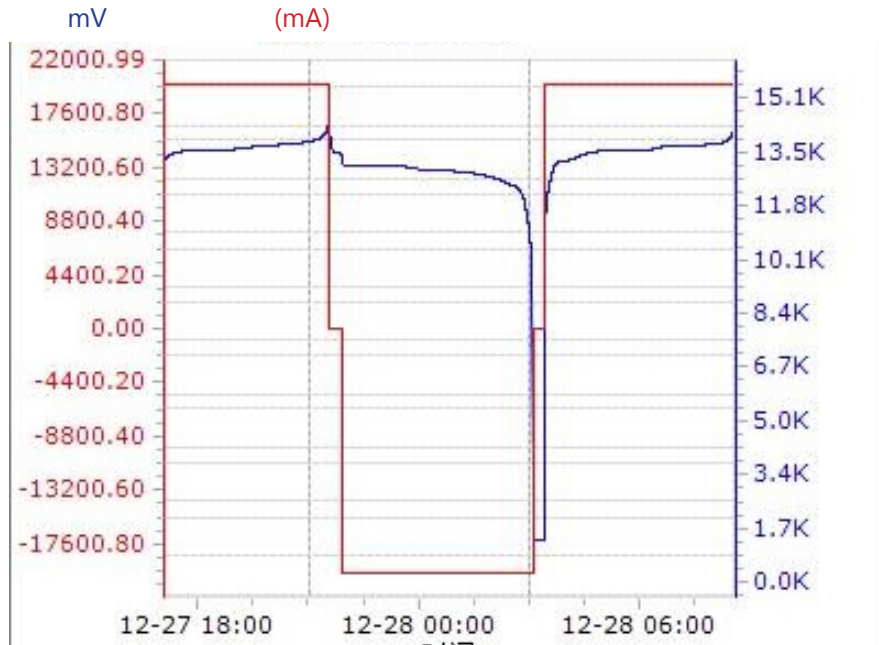
5. ABSOLUTE MAXIMUM RATING

PARAMETER	RATING	UNIT
Operating temperature range	-20 ~ 60	°C
Operating humidity range	5 ~ 85%	%RH
Storage temperature range	-20 ~ 60	°C
Operating humidity range	<75%	%RH
Supplying voltage range	80	V

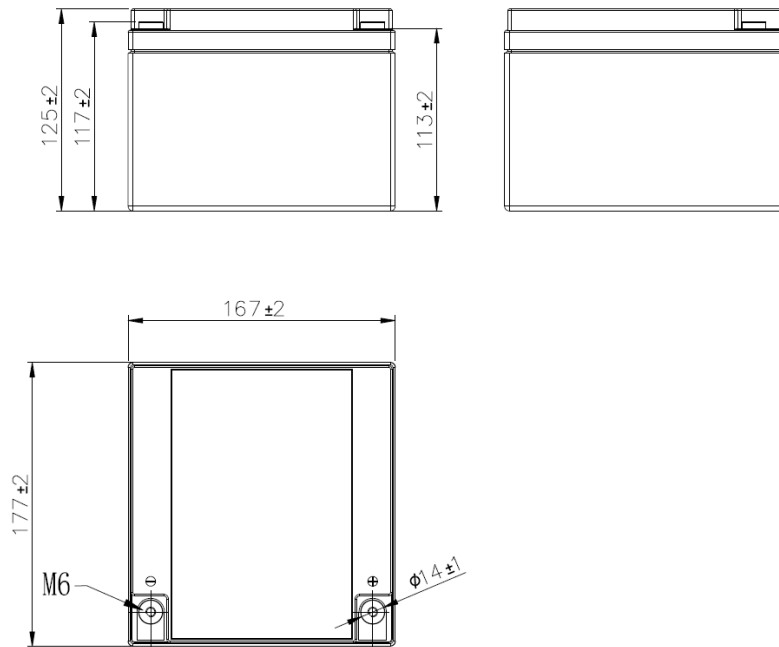
Product Specifications

6. BATTERY CHARGING/DISCHARGING PROFILE

Applying standard charging/discharging current and testing the battery capacity



7. OUTLINE DRAWING



LiB.energy Product Specifications

8. MATTER PICTURE

Applying standard charging/discharging current and testing the battery capacity



9. LABELS

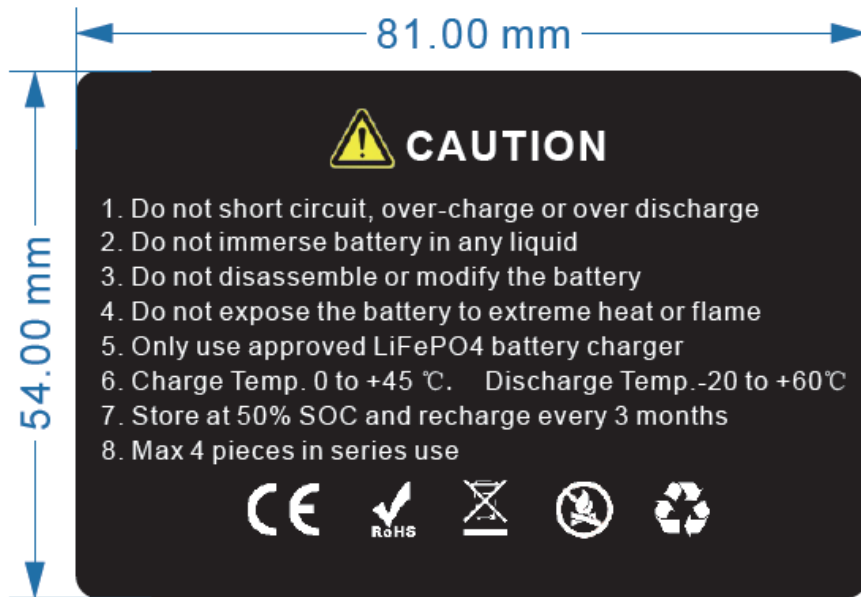
4-R3



January
February
March
April
May
June
July
August
September
October
November
December


November 2024, :

LiB.energy
Product Specifications



1

9.2 SERIAL NUMBER LABEL

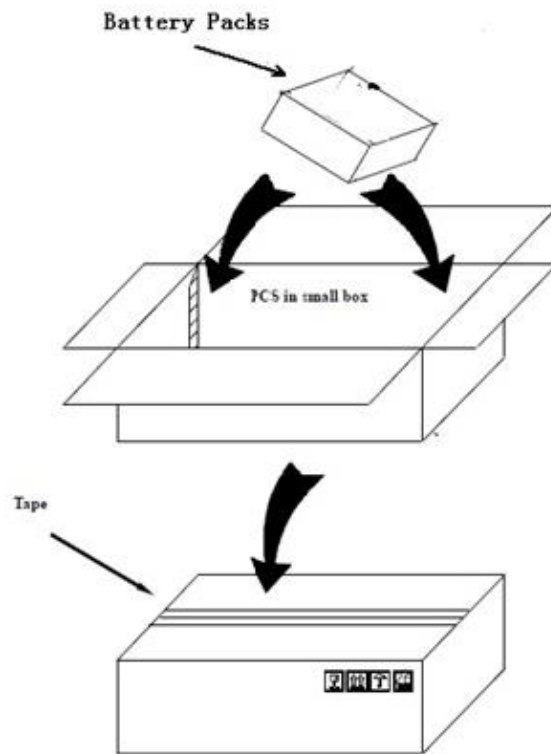


WiFi code: DL-FB4CZE0DBXXXX
LiB12.8V24Ah24110001
45*15mm

LiB.energy

Product Specifications

10. PACKAGE



11. INSTRUCTIONS AND REQUIREMENT

- 11.1 Please read the battery instructions and the labels before use.
- 11.2 Please prevent the battery from heat, high voltage and children. Do not drop the battery.
- 11.3 Do not short circuit cathode and anode directly. Do not disassemble the battery. Do not put the battery in the damp place.
- 11.4 Please deal the obsolete battery properly. Do not put into fire or water.
- 11.5 The battery should be stored at room temperature, with SOC 40%-60%. It is suggested to charge it every 3 months to prevent from over-discharge.
- 11.6 Battery should be used under specified condition. For the battery stored over one year, performance is not guaranteed.
- 11.7 Battery should meet corresponding requirements during transportation, such as package, documents, and label.
- 11.8 Series connection of batteries:
 - A. Only batteries of same model from same batch can be used in series.
 - B. the total voltage difference between batteries should be $\leq 100\text{mV}$.
 - C. The connection conductor should be of good electrical conductivity and thick to enlarge contact area. Please ensure good connection to minimize the internal resistance between batteries.
 - D. Maximum 4 batteries can be connected in series.
- 11.9 Battery packs should not be used in parallel from different batches, voltage difference $\leq 100\text{mV}$, a maximum of 4 battery modules can be connected in parallel.

Product Specifications

12. PCM PARAMETERS

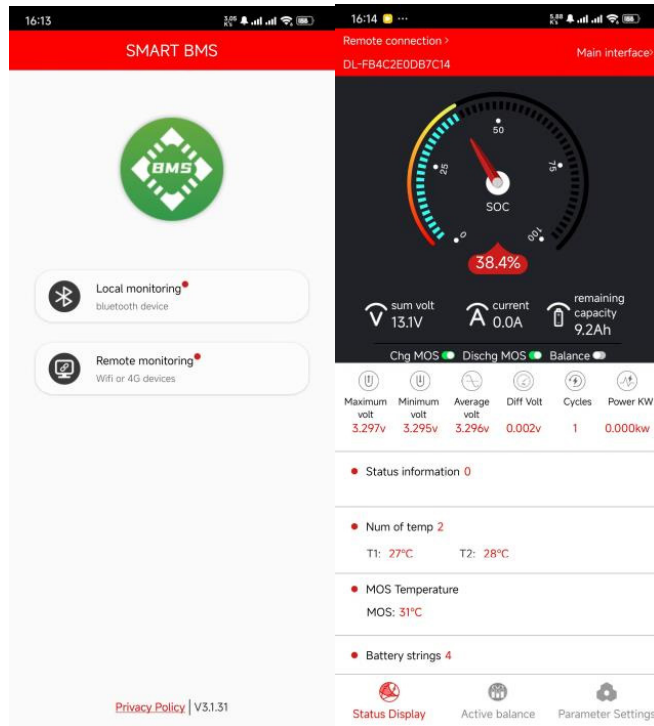
12.1 Electronic Characteristic

No.	ITEM	SPEC	UNIT	REMARK
1	Overcharge detection voltage	3.65 ± 0.05	V	
2	Overcharge release voltage	3.55 ± 0.05	V	
3	Overvoltage delay	1000 ± 500	mS	
4	Over-discharge detection voltage	2.50 ± 0.05	V	
5	Over-discharge release voltage	2.70 ± 0.05	V	
6	Undervoltage delay	1000 ± 500	mS	
7	Overcurrent Charge protection value	120 ± 5	A	
8	Overcurrent Charge delay	10000 ± 1000	mS	
9	1th Overcurrent Discharge	120 ± 5	A	
10	1th Overcurrent Discharge delay	10000 ± 1000	mS	
11	2th Overcurrent Discharge	200 ± 10	A	
12	2th Overcurrent Discharge delay	500 ± 500	mA	
13	Overcurrent Discharge release	Disconnect load or charge release		
14	Charge continue current	≤ 100	A	
15	Discharge continue current	≤ 100	A	
16	Overtemperature Charge	60 ± 5	°C	
17	Overtemperature Charge protection release value	55 ± 5	°C	
18	Overtemperature Discharge Temperature protection value	65 ± 5	°C	
19	Overtemperature Discharge protection release value	60 ± 5	°C	
20	Overtemperature Charge protection release conditions	The temperature drops to the charging high temperature release value		
21	High temperature protection of FET(Built-in)	65 ± 15	°C	
22	High Temperature protection release value	65 ± 15	°C	
23	Overtemperature Discharge protection release conditions	The temperature drops to the discharging high temperature release		
24	Short circuit protection delay time	500 ± 300	uS	
25	Short circuit protection recovery	Disconnect load or charge release		
26	Balance Start up Voltage	3.4 ± 0.02	V	
27	Balance current	150 ± 20	mA	
28	Impedance	≤ 10	mR	
29	Consumption	≤ 850	uA	
30	Communication	WIFI		

LiB.energy

Product Specifications


12.2 Communication interface WIFI



13. FREE-RESPONSIBILITY DECLARATION

Before using the battery, you should read the specifications, usage instruction and some attentions carefully to learn its application method and areas. If the phenomenon such as error using method or wrong circuit connection, or input power data, working index are inconsistent with the specifications happen and cause damage to production, circuit and its accessories, we are not responsible for it.

Any matters that this specification does not cover should be conferred between the customer and LiB. The final explanation right belongs to LiB Energy.



Get in touch for more information _____

Contact Us

Corporate Office:

71-75 Shelton Street,
Covent Garden, London
United Kingdom, WC2H 9JQ

E: info@lib.energy
T: +44 (0) 1782 734321
W: www.lib.energy

Sales Inquiry:

Slava Plisetsky
Sales Director

E: slava.plisetsky@lib.energy
M: +44 (0)7507 353 155
WhatsApp: +44 (0)7772 642 233